


USER MANUAL

OAKWORKS® Proneing Cushion



Notice

The information contained within this document is subject to change without notice and should not be construed as a commitment by OAKWORKS[®], Inc.

Printed in U.S.A.

All rights are reserved. No part of this document may be photocopied, reproduced or translated to another language without prior written consent of OAKWORKS[®], Inc.

OAKWORKS[®] is a registered trademark of OAKWORKS[®], Inc.

OAKWORKS[®], Inc. encourages requests for technical specifications and the like documentation to ensure accuracy. The appropriate documentation is available upon request.

OAKWORKS[®], Inc. shall not be liable for incidental or consequential damages in connection with or arising out of the furnishing, performance, or use of this document and the program material which it describes.

TABLE OF CONTENTS

- Introduction..... 1
- Product Use Description 1
- Intended Application Environments 1
- Important Safety Instructions
 - Symbol Identification 1
 - Safety Instructions 1
- Product Description & Photos
 - Proning Cushion 2
- Directions for Use
 - Preparation for Use 3
 - Crescent Face Pad Adjustment 4
- Cleaning & Disinfection 5
- Inspections & Maintenance 5
- Warranty Information 5
- Contact Information back cover

PRODUCT USE DESCRIPTION / INTENDED APPLICATION ENVIRONMENTS / SYMBOL IDENTIFICATION / IMPORTANT SAFETY INSTRUCTIONS

PRODUCT USE DESCRIPTION

The Proning Cushion is intended to support the patient in a prone position. It is indicated for use in a hospital or other medical facility, under medical supervision.

INTENDED APPLICATION ENVIRONMENTS

The Proning Cushion is intended to be used in acute care provided in a hospital or other medical facility where medical supervision and monitoring is required. This equipment is often provided to help maintain or improve the condition of the patient in medical procedures. (IEC 60601-2-52 Application Environment 2)

The Proning Cushion may also be used in outpatient (ambulatory) care provided in a hospital or other medical facility, under medical supervision. This equipment is provided for the needs of persons with illness, injury or disability for treatment, diagnosis or monitoring. (IEC 60601-2-52 Application Environment 5)

SYMBOL IDENTIFICATION



This symbol, when used in this manual and on product labels, represents a caution warning. Be sure to read and comply with all precautions and warnings.



This symbol, when used in this manual or on product labels, indicates the date of manufacture of the device.



This symbol is used to indicate that the operator should consult the user manual.

IMPORTANT SAFETY INSTRUCTIONS



CAUTION

READ AND SAVE THESE INSTRUCTIONS

Do not permit the patient to push down on the Crescent Face Pad in an effort to lift themselves up while dismounting the bed and/or the table.

The Proning Cushion should not be used when a patient is under general anesthesia.


To prevent the potential of cross-contamination, it is strongly advised to use barrier techniques when the device is in use. A disposable or laundered patient gown, or disposable pad are satisfactory for use as a barrier for the Torso Support and other components and accessories, except when the patient presents with pathology that would indicate otherwise. A disposable face rest cover should be used to cover the Face Rest Pad. Contact Oakworks for ordering information. Barrier techniques should be used in addition to disinfection procedures, not in lieu of them.

Be sure to support the weight of the patient's head while making adjustments to the cervical positioning feature of the Platform Frame. Make sure all cam locks are secure before relinquishing support of the positioning assembly.

Proning Cushion weight limit: 350 lbs. (158 kg) Crescent Face Pad Support weight limit: 41 lbs. (18 kg)

PRODUCT DESCRIPTION

Proning Cushion



STANDARD SPECIFICATIONS	
Product Weight	8 lbs. (4 kg)
Weight Capacity	350 lbs. (158 kg)
Crescent Face Pad	12" (30 cm) diameter
Contoured Torso Support Pad	8" x 27" x 29" (20 x 68 x 73 cm)
Torso Pad w/Crescent Face Pad	9" x 27" x 41" (22 x 68 x 104 cm)

ACCESSORIES	
Description	Part Number
Disposable Face Rest Cover, Flat	52065

DIRECTIONS FOR USE

PREPARATION FOR USE

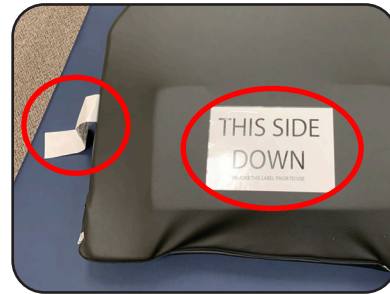

Unpack and inspect all components. Identify the components and their use with the pictures located in the Product Description Section of this manual.

All components are shipped in a clean but not sterile condition. Be sure to disinfect the components prior to use. Disinfectants that can be used are described in the Cleaning & Disinfecting Section of this manual.


The Proning Cushion will arrive as shown below. For shipping purposes the QuickLock Face Rest Platform is flipped underneath the bottom of the Proning Cushion Torso Pad. The Face Rest Platform will need to be adjusted to its proper position prior to use.



1) Place the cushion in its proper orientation with the “This Side Down” label, the zipper, and all tags facing down (The “This Side Down” label may be removed once the cushion is properly set up).



2) Unlock both handles on the Face Rest Pad Platform, unfold it, and remove the bubble wrap.



Locked



Unlocked

3) Orient the Platform into the desired position, lock both handles, and attach the Face Rest Pad. For further adjustment of the Face Rest Pad see the next page.



DIRECTIONS FOR USE

CRESCENT FACE PAD ADJUSTMENT

ADJUSTING THE LOCATION

Unlock both side handles to adjust the Crescent Face Pad on the platform closer to the cushion for shorter clients and farther away for taller clients. Lock the side handles into place once properly adjusted.



ADJUSTING THE ANGLE

Unlock only the upper side handle to adjust the angle of the Crescent Face Pad without moving its location from the cushion. Lock the handle into place once properly adjusted.



ADJUSTING THE PAD WIDTH

Remove the Crescent Face Pad from the platform to make adjustments to its width. Reattach the pad at the desired width.



RECOMMENDED CLEANERS/DISINFECTANTS

The following cleaners were tested by OAKWORKS® and found to be acceptably compatible with all materials used in construction of the Proning Cushion:

1. Formula 409®
2. Fantastik®
3. Green Windex®

The following disinfectants were tested by OAKWORKS® and found to be acceptably compatible with all materials used in construction of the Proning Cushion:

1. Clorox Everest / Formula 409® Multi-Surface Cleaner (EPA Reg. No. 5813-73)
2. Parker Labs: Protex™1 (EPA Reg. No. 6836-152)
3. Clorox 10% household (Bleach) Solution (EPA Reg. No. 5813-100)
4. Madacide-FD (EPA Reg. No. 1130-15)
5. Clorox EZ Kill Wipes (EPA Reg. No. 5984-10)
6. Clorox 8.25% Germicidal Bleach (EPA Reg. No. 67619-9)
7. Clorox Disinfecting Wipes (EPA Reg. No. 67619-9)
8. Clorox Healthcare VeraSure Wipes (EPA Reg. No. 67619-37)
9. Clorox Healthcare Fuzion Cleaner Disinfectant (EPA Reg. No. 67619-30)
10. Clorox Healthcare 0.65% Bleach Germicidal Cleaner Spray (EPA Reg. No. 56392-7)
11. 3M C. diff Solution Tablets (EPA Reg. No. 718147-6)
12. AntiGone Wipes (SC 291919-10)
13. Clorox 1.4% Hydrogen Peroxide Disinfectant (EPA Reg. No. 67619-24)
(DO NOT use cleaners with a higher concentration of hydrogen peroxide than the suggested 1.4%)

The following disinfectants were tested by OAKWORKS® and found to be acceptably compatible with most materials, with some cautions as indicated:

1. Metrex Cavicide One (EPA reg# 46781-12) (possible slight deterioration of covering and other finishes)

OAKWORKS® recommends a prepackaged wipe for cleaners/disinfectants to ensure best distribution of disinfectant for the required kill time, without leaving excess residue and/or overexposing components therefore minimizing the potential for damage to materials. Please read and follow disinfectants manufacturers' directions for cleaning and dis-infection.

OAKWORKS® does NOT recommend the use of cleaners/disinfectants containing Acetic Acid or Phenolics. These chemicals can cause damage to the appearance and/or material integrity of various components. Also, while the recommended cleaners/disinfectants list includes products containing Quaternary Ammonium compounds ("quats"), not all products containing quats are approved for use. Some contain additional detergents and/or surfactants which can be detrimental to some materials.

INSPECTIONS & MAINTENANCE

Inspect Torso Support Pad and Crescent Face Rest monthly to be sure that the foam has not lost shape or firmness to the extent that patient support would be compromised.

WARRANTY

Oakworks warrants to the original purchaser the Oakworks Proning Cushion to be free from defects in material and workmanship for a period of one (1) year after date of delivery.

Damages caused by improper set-up, accident, abuse, use for other than intended purpose, neglect, or normal wear and tear are excluded.

Some discoloration of the covering is considered normal and will not affect the performance of the product.

View complete warranty details at www.oakworks.com

THIS PAGE IS INTENTIONALLY LEFT BLANK

THIS PAGE IS INTENTIONALLY LEFT BLANK

THIS PAGE IS INTENTIONALLY LEFT BLANK

USER MANUAL

OAKWORKS® Proning Cushion

CONTACT INFORMATION:

OAKWORKS® Inc.

923 East Wellspring Road
New Freedom, PA 17349

Phone: 717-235-6807

FAX: 717-235-6798

www.oakworksmed.com

Part No.: Med-RA-PM-148
Revision Level: 4
Revision Date: 05/12/2020

English, Printed in U.S.A.

